Govt Lr. (ms) no. 530 Hudd dt 19-6-90

C/PP/MSB/3/91

Planning Permit No.

APPROVED

SUBJECT TO THE CONDITIONS IN THIS OFFICE LETTER.

No. C/23076/90 Date 3-91

FOR MEMBER SECRETARY
MADRAS METROPOLITAN
DEVELOPMENT AUTHORITY

C/Com

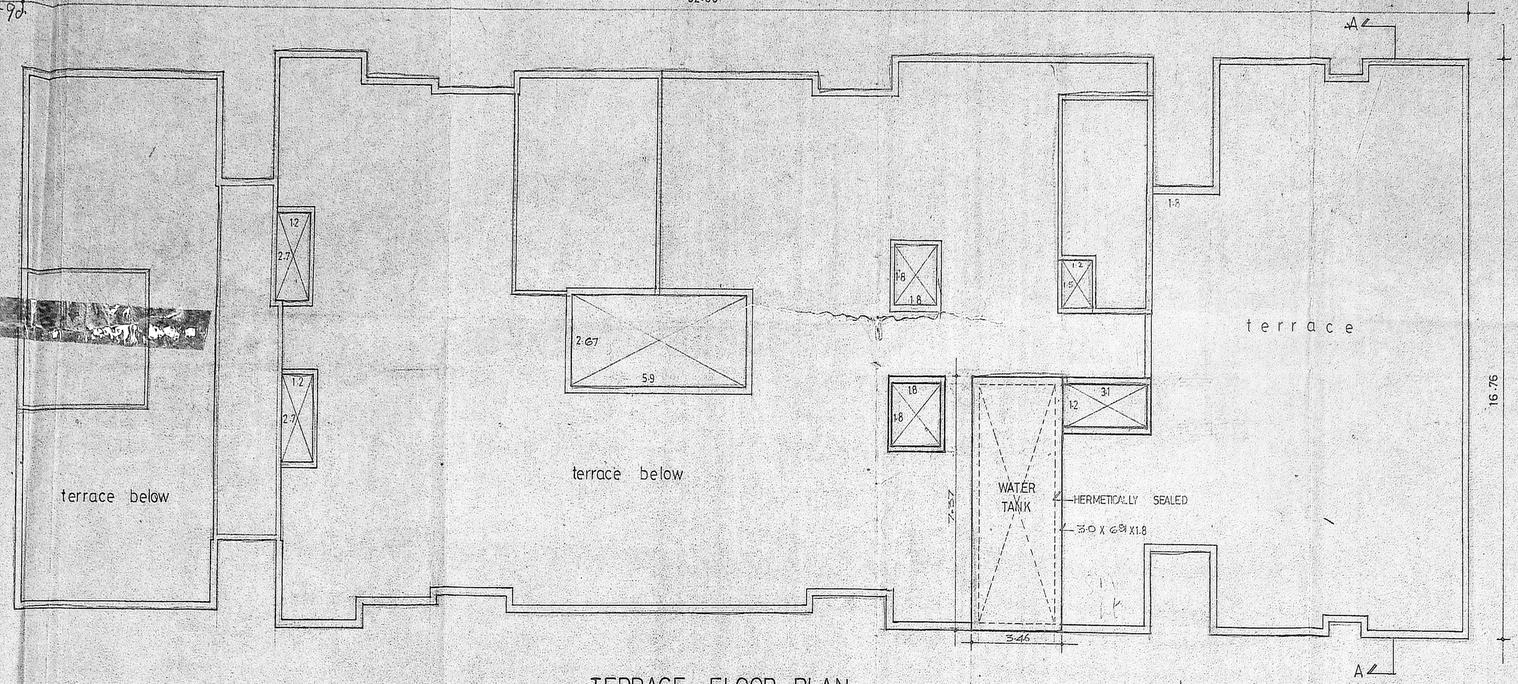

TERRACE FLOOR PLAN

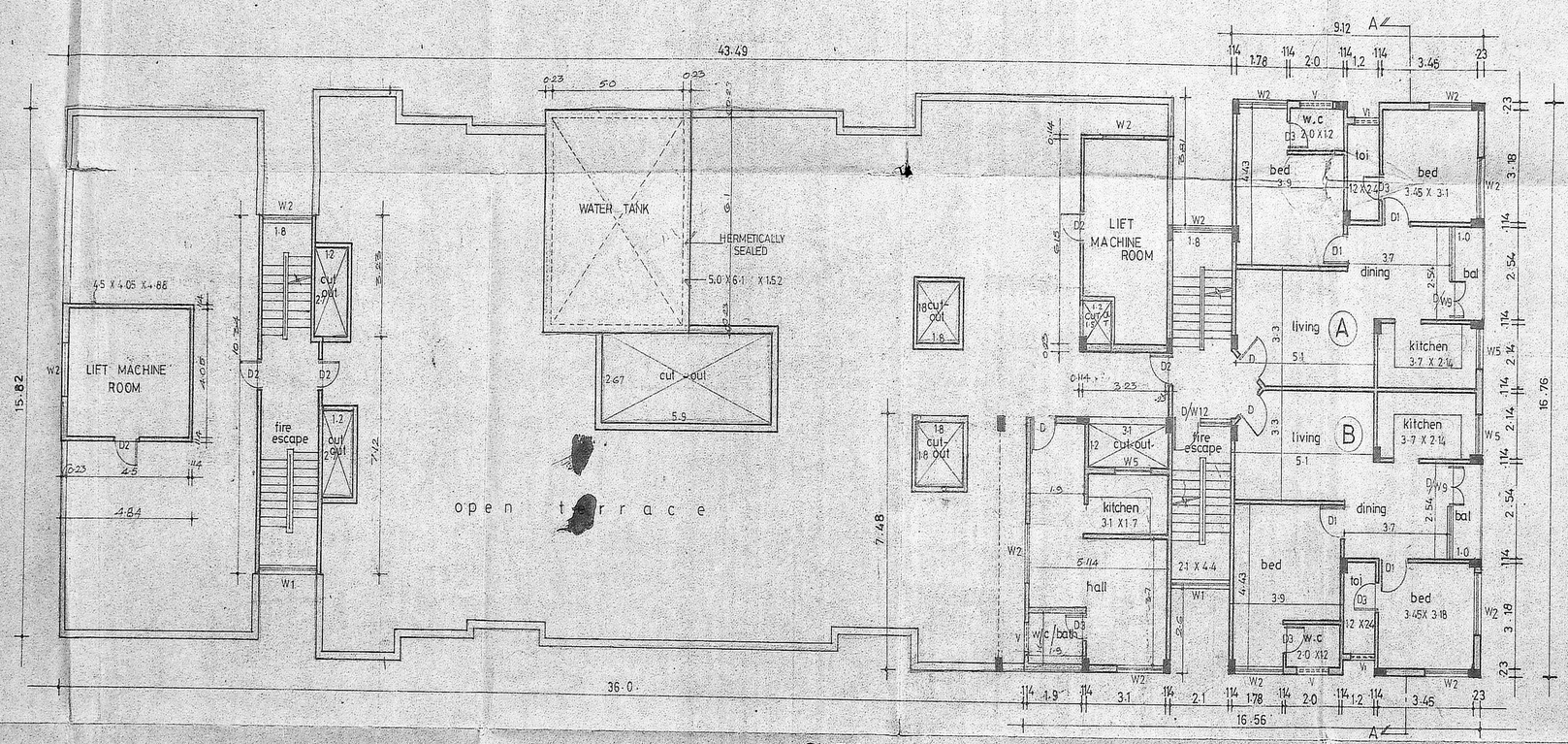

SIXTH FLOOR PLAN

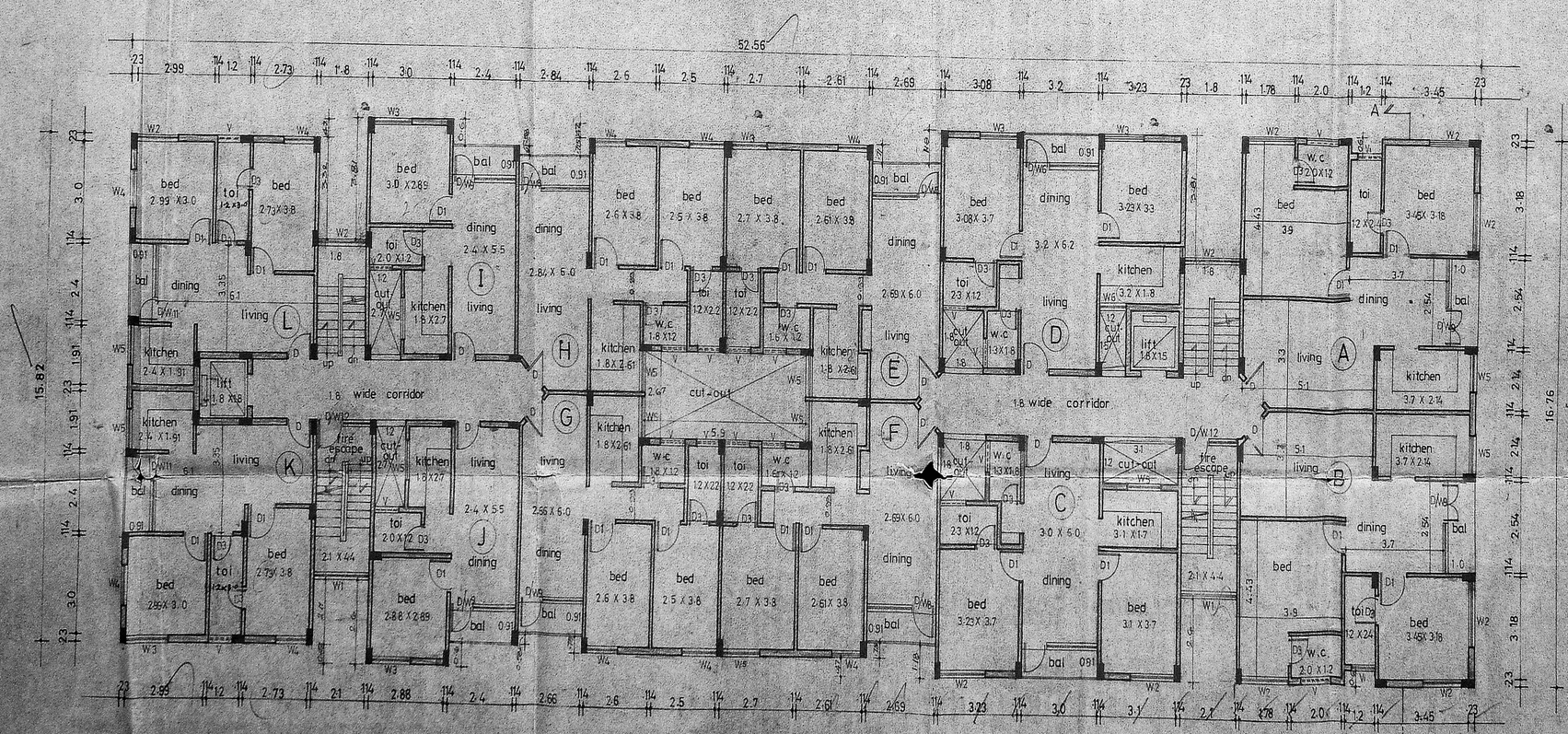

TYPICAL FLOOR PLAN

FIRST, SECOND, THIRD, FOURTH, & FIFTH FLOOR PLAN.

SCHEDULE OF JOINERY

TYPE	SIZE	DESCRIPTION
D	1.0 X 2.1	T.W. FLUSH DOOR
D1	0.99 X 2.1	-DO-
D2	0.91 X 2.1	-DO-
D3	0.83 X 2.1	-DO-
D/W1	3.38 X 2.1	-DO-
	0.91 X 2.1	-DO-
D/W2	2.33 X 2.1	-DO-
	0.91 X 2.1	-DO-
D/W3	2.32 X 2.1	-DO-
	0.91 X 2.1	-DO-
D/W4	2.23 X 2.1	-DO-
	0.91 X 2.1	-DO-
D/W5	2.23 X 2.1	-DO-
	0.91 X 2.1	-DO-
D/W6	2.03 X 2.1	-DO-
	0.91 X 2.1	-DO-
D/W7	1.83 X 2.1	-DO-
	0.91 X 2.1	-DO-
D/W8	1.73 X 2.1	-DO-
	0.91 X 2.1	-DO-
D/W9	1.71 X 2.1	-DO-
	0.91 X 2.1	-DO-
D/W10	1.53 X 2.1	-DO-
	0.81 X 2.1	-DO-
D/W11	1.53 X 2.1	-DO-
	0.91 X 2.1	-DO-
D/W12	1.13 X 2.1	-DO-
	0.91 X 2.1	-DO-
RS	6.7 2.1	ROLLING SHUTTER
W	2.4 X 2.1	T.W. GLAZED WINDOW
W1	2.1 X 1.3	-DO-
W2	1.8 X 1.3	-DO-
W3	1.5 X 1.3	-DO-
W4	1.2 X 1.3	-DO-
W5	1.2 X 0.91	-DO-
W6	0.91 X 1.3	-DO-
V	1.2 X 0.6	T.W. GLAZED VENTILATOR
V1	0.91 X 0.6	-DO-
D/W13	0.91 X 2.1	T.W. GLAZED WINDOW
	0.91 X 2.1	T.W. FLUSH DOOR

SPECIFICATION

1. R.C.C. FOUNDATION
2. BRICK WORK IN BASEMENT, SUPERSTRUCTURE & PARAPET IN CM 1:5
3. R.C.C. FOUNDATION PLINTH BEAMS, LINTELS, SUNSHADES, ROOF SLAB ETC. TO BE IN C.M 1:3
4. MOSAIC FLOORING IN C.M 1:3
5. PLASTERING OF WALLS IN CM 1:4 CEILING IN C.M 1:3
6. TWO COATS OF COLOUR OR WHITE WASHING
7. ALL WOOD WORKS IN TEAK WOOD WITH COATS OF ENAMAL PAINT OVER ONE COAT OF PRIMER
8. WEATHERING COURSE IN CM WITH 2 COURSE OF FLAT TILES LAID TO SLOPE

AREA STATEMENT	SQ.MT
GROUND FLOOR AREA	694.87
ELECTRICAL ROOM AREA	108.13 *
FIRST FLOOR AREA	787.35
SECOND FLOOR AREA	787.35
THIRD FLOOR AREA	787.35
FOURTH FLOOR AREA	787.35
FIFTH FLOOR AREA	787.35
SIXTH FLOOR AREA	208.6
LIFT MACHINE ROOM & STAIRCASE HEAD ROOM	65.64 *
(* NOT INCLUDED IN TOTAL AREA)	
TOTAL AREA	4840.22

REVISED DRAWING OF PROPOSED RESIDENTIAL CUM-COMMERCIAL COMPLEX FOR MEENAKSHI AMMAL & SMT GOWRI AT 88/4, ARCOT-ROAD, R.S NOS. 153/6 & 159/2 OF

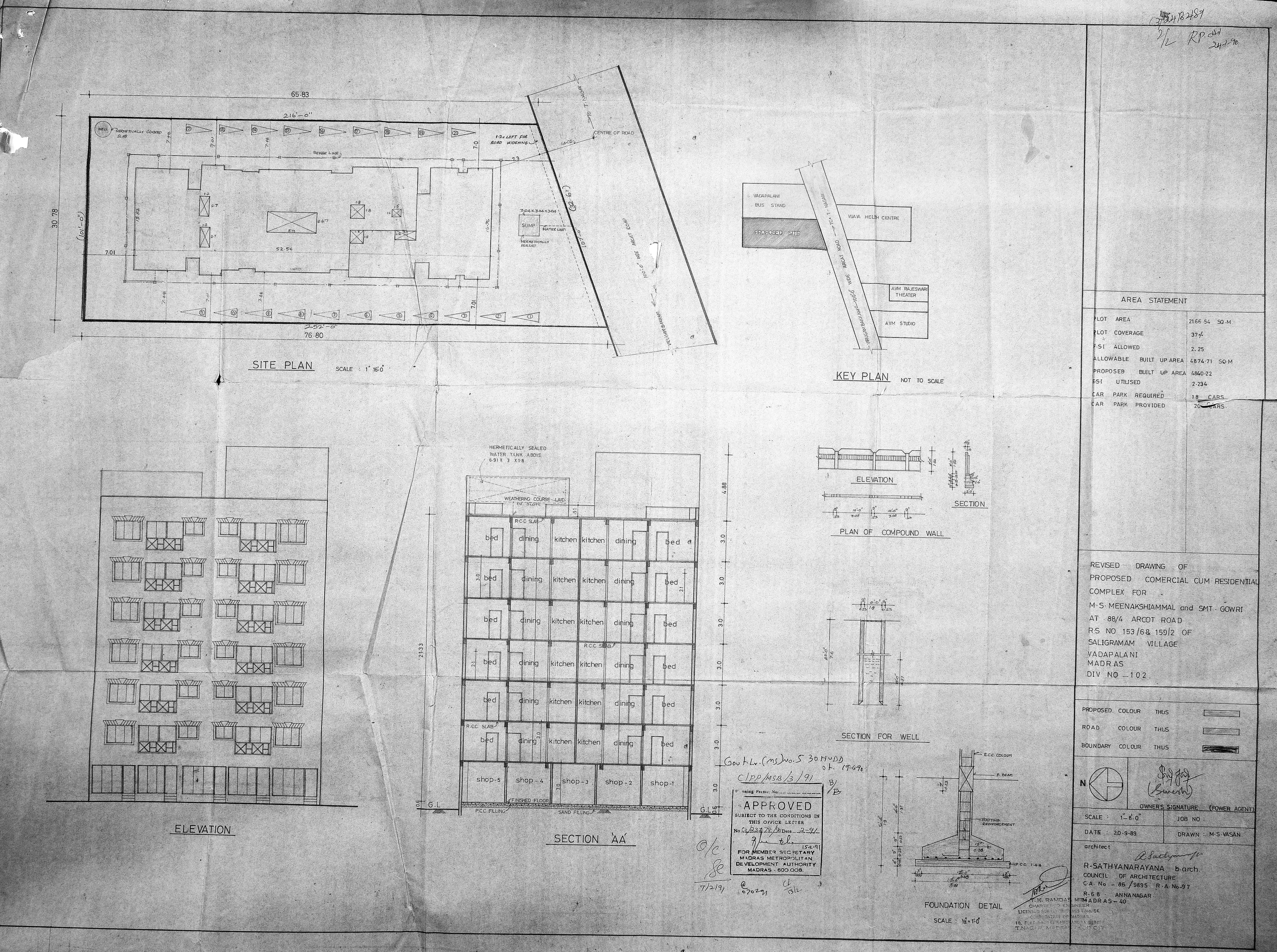

AREA STATEMENT	
PLOT AREA	2166.54 SQ.M
PLOT COVERAGE	37%
F.S.I ALLOWED	2.25
ALLOWABLE BUILT UP AREA	4874.71 SQ.M
PROPOSED BUILT UP AREA	4840.22
F.S.I UTILISED	2.234
CAR PARK REQUIRED	18 CARS
CAR PARK PROVIDED	20 CARS

REVISED DRAWING OF PROPOSED COMERCIAL CUM RESIDENTIAL COMPLEX FOR M.S. MEENAKSHIAMMAL and SMT. GOWRI AT 88/4 ARCOT ROAD R.S NO 153/6 & 159/2 OF SALIGRAMAM VILLAGE VADAPALANI MADRAS DIV NO - 102.

PROPOSED COLOUR THUS
ROAD COLOUR THUS
BOUNDARY COLOUR THUS

N

OWNER'S SIGNATURE (POWER AGENT)

SCALE : 1"-8'-0"	JOB NO :
DATE : 20-9-89	DRAWN : M.S. VASAN

architect

R. SATHYANARAYANA b.arch.
COUNCIL OF ARCHITECTURE
C.A. No - 86/9895 R.A. No-97
R-68 ANNANAGAR
MADRAS - 40

T.K. RAMDAS MIRA
CHARTERED ENGINEER
LICENSED SURVEYOR CLASS I No. 54
CORPORATION OF MADRAS
18, FLAT No. 18, RAMCHANDRA STREET
T.NAGAR, MADRAS - 600 017

Govt. Lr. (MS) No. 5 30 HUDD dt. 19-6-90
C/PP/MSB/3/91

Planning Permit No.

APPROVED
SUBJECT TO THE CONDITIONS IN THIS OFFICE LETTER
No. C2/23478/90 Date 2-91
15-2-91
FOR MEMBER SECRETARY
MADRAS METROPOLITAN DEVELOPMENT AUTHORITY
MADRAS - 600 008.

O/C
7/2/91
070291